


Are your ascenders too long or too short?

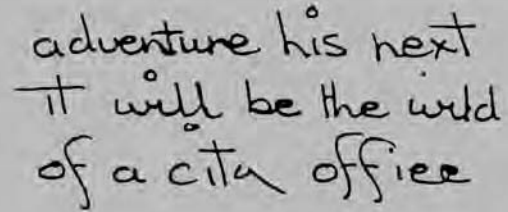
Your ascenders must be long enough for there to be a distinct difference between tall and short letters but not so long that lines of writing get tangled up with each other.



adventure his next
it will be the wild
of a city office

The image shows the words 'adventure his next', 'it will be the wild', and 'of a city office' written in cursive. The ascenders of 'it', 'will', 'be', 'the', and 'office' are excessively long, extending upwards and overlapping with the lines of the text above them, making the writing difficult to read.

Long ascenders collide with the line above.



adventure his next
it will be the wild
of a city office

The image shows the same words as the previous example, but with shorter, more controlled ascenders. The lines of text are clear and do not overlap, resulting in more legible writing.

Shorter ascenders – more legible writing.



the cat sat on the

The image shows the words 'the cat sat on the' written in cursive. The ascenders of 'the' and 'sat' are looped and curved, which disrupts the vertical flow and rhythm of the writing.

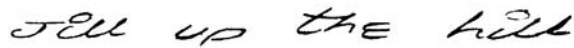
Looped ascenders disrupt the flow of the writing.



hill hill hill
hill hill hill

The image shows the word 'hill' written three times in two rows. The ascenders are simple, straight vertical strokes, which are more efficient and easier to read than looped versions.

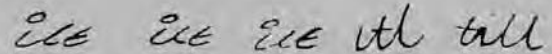
A simpler movement – clearer more efficient writing.



sell up the hill

The image shows the words 'sell up the hill' written in cursive. The ascenders of 'sell', 'up', and 'the' are very short, making the letters look cramped and less distinct.

Ascenders must not get too short.



ell ell ell ill tall

The image shows the words 'ell ell ell ill tall' written in cursive. It demonstrates three different heights for the letter 'l': a short 'ell', a medium 'ill', and a tall 'tall', showing how they should relate to each other.

Allow for the three heights of letters. The letter 'l' should be taller than 't'.



thin and nim

The image shows the words 'thin and nim' written in cursive. The ascenders of 'thin' and 'nim' are very short, causing the letters to appear blurry and less defined.

Short ascenders confuse letters such as 'h' and 'n', or even 'a' and 'd'.



hnhn adad

The image shows the letter sequences 'hnhn' and 'adad' written in cursive. These sequences are used to illustrate how short ascenders can make similar letters like 'h' and 'n' (or 'a' and 'd') look very similar and hard to distinguish.

These sequences show the difference that adequate ascenders can make.